

CROWN MOLDING  
 MACHINE OUT OF 1/2" MDF  
 USE KNIVES 2261 AND  
 WM186

BASEBOARD  
 MACHINE OUT OF 1/2" MDF  
 USE KNIFE A16

1 FINISHED WALL  
 4 OF 7

**NOTES**

SCALE  
 1/2" = 1'

**FULL WALL**

**EL MITO: OR THE  
 MYTH OF MY  
 PAIN**

BY ANDREW RINCON

DIRECTOR  
 REBECCA APIRICIO

SCENIC DESIGNOR  
 SYDNEY HAGEN

TECHNICAL DIRECTOR  
 ELLEN MCLEAN

ATD  
 CLARE HILTON

DRAFTED 4/26/2023

DRAFTED BY  
 CLARE HILTON



**NOTES**

SCALE  
1/2" = 1'

**WALL AND WINDOW FRAMING**

**EL MITO: OR THE MYTH OF MY PAIN**

BY ANDREW RINCON

DIRECTOR  
REBECCA APIRICIO

SCENIC DESIGNOR  
SYDNEY HAGEN

TECHNICAL DIRECTOR  
ELLEN MCLEAN

ATD  
CLARE HILTON

DRAFTED 4/26/2023

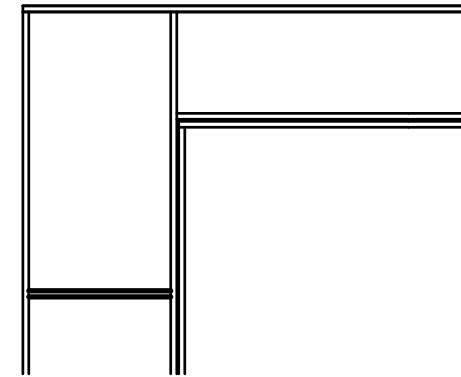
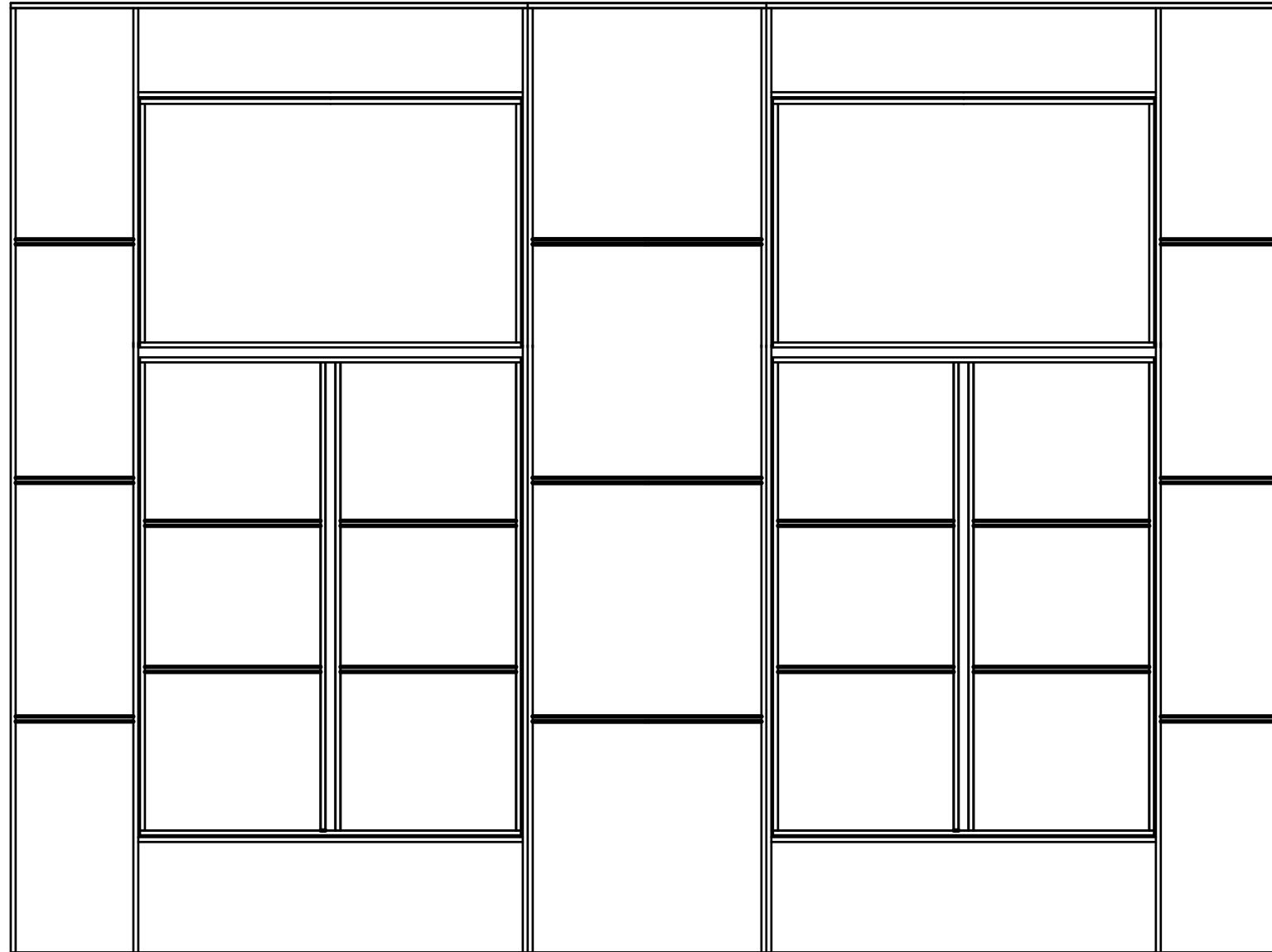
DRAFTED BY  
CLARE HILTON



WALL A FRAMING AND WINDOW FRAMING

WALL B FRAMING

WALL C FRAMING AND WINDOW FRAMING



1 1/4" GAP TO ALLOW FOR EASY ASSEMBLY  
1 OF 7

ASSEMBLE WINDOW FRAMING INTO WALL FRAMING WITH SCREWS

DO NOT ASSEMBLE TOP OF WINDOW FRAME TO THE BOTTOM. ONLY ATTACH WINDOW FRAMING TO WALL FRAMING

ATTACH WALL FRAMING TOGETHER USING WOOD GLUE AND SCREWS

ATTACH WALL A TO WALL B AND WALL B TO WALL C USING BOLTS DURING LOAD IN

**NOTES**

SCALE  
1/2" = 1'

**WINDOW AND WALL BUILD**

**EL MITO: OR THE MYTH OF MY PAIN**

BY ANDREW RINCON

DIRECTOR  
REBECCA APIRICIO

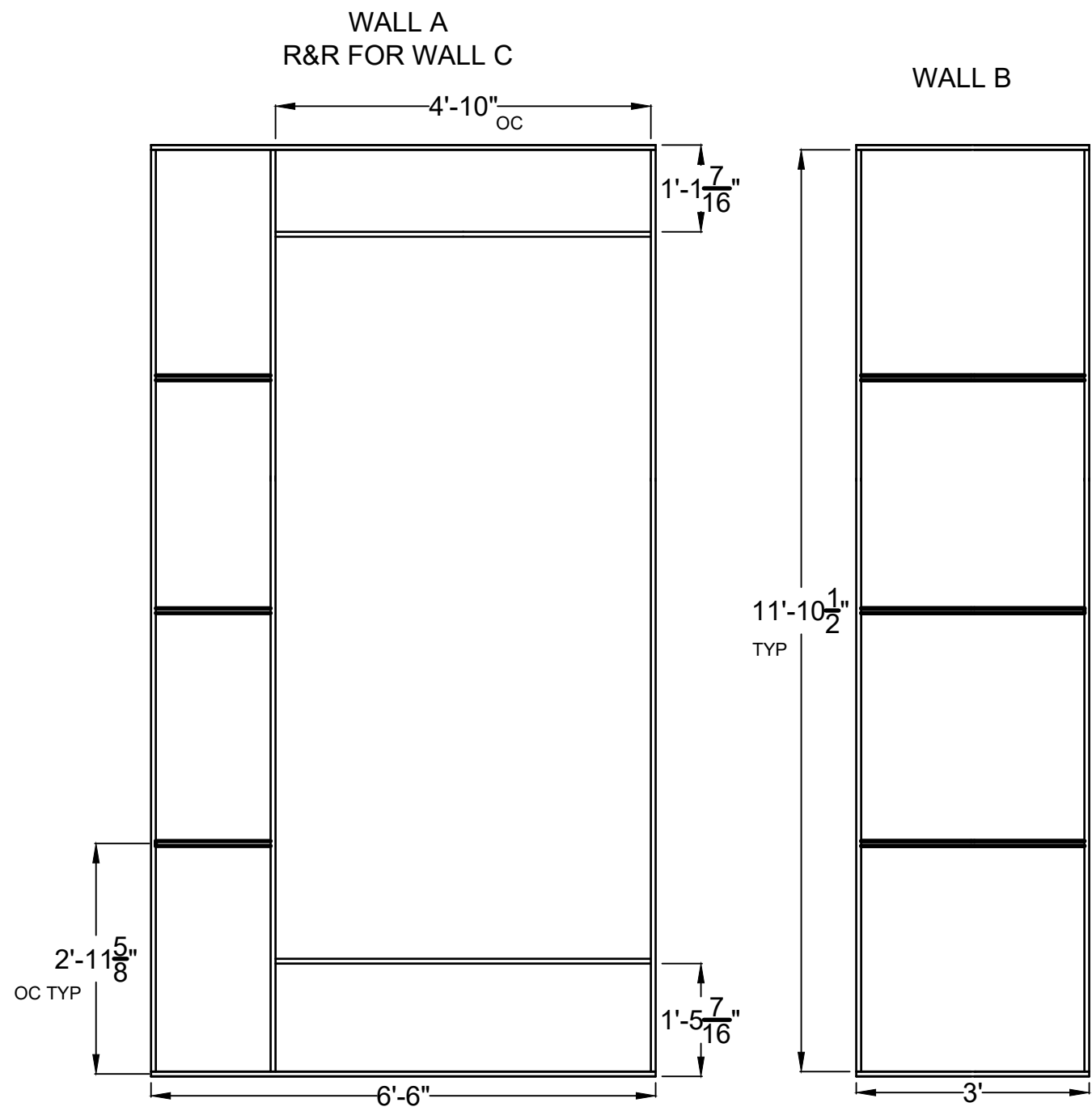
SCENIC DESIGNOR  
SYDNEY HAGEN

TECHNICAL DIRECTOR  
ELLEN MCLEAN

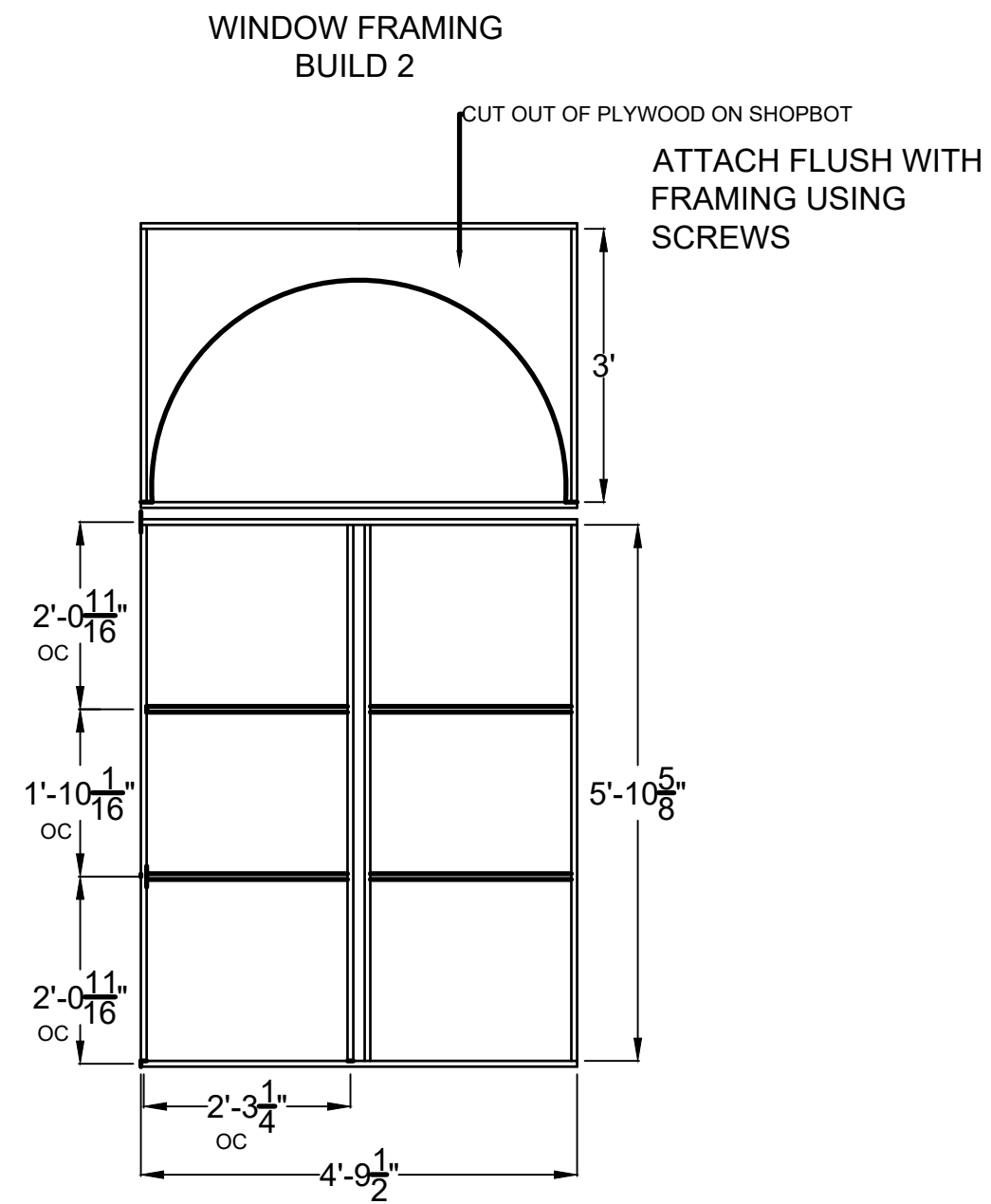
ATD  
CLARE HILTON

DRAFTED 4/26/2023

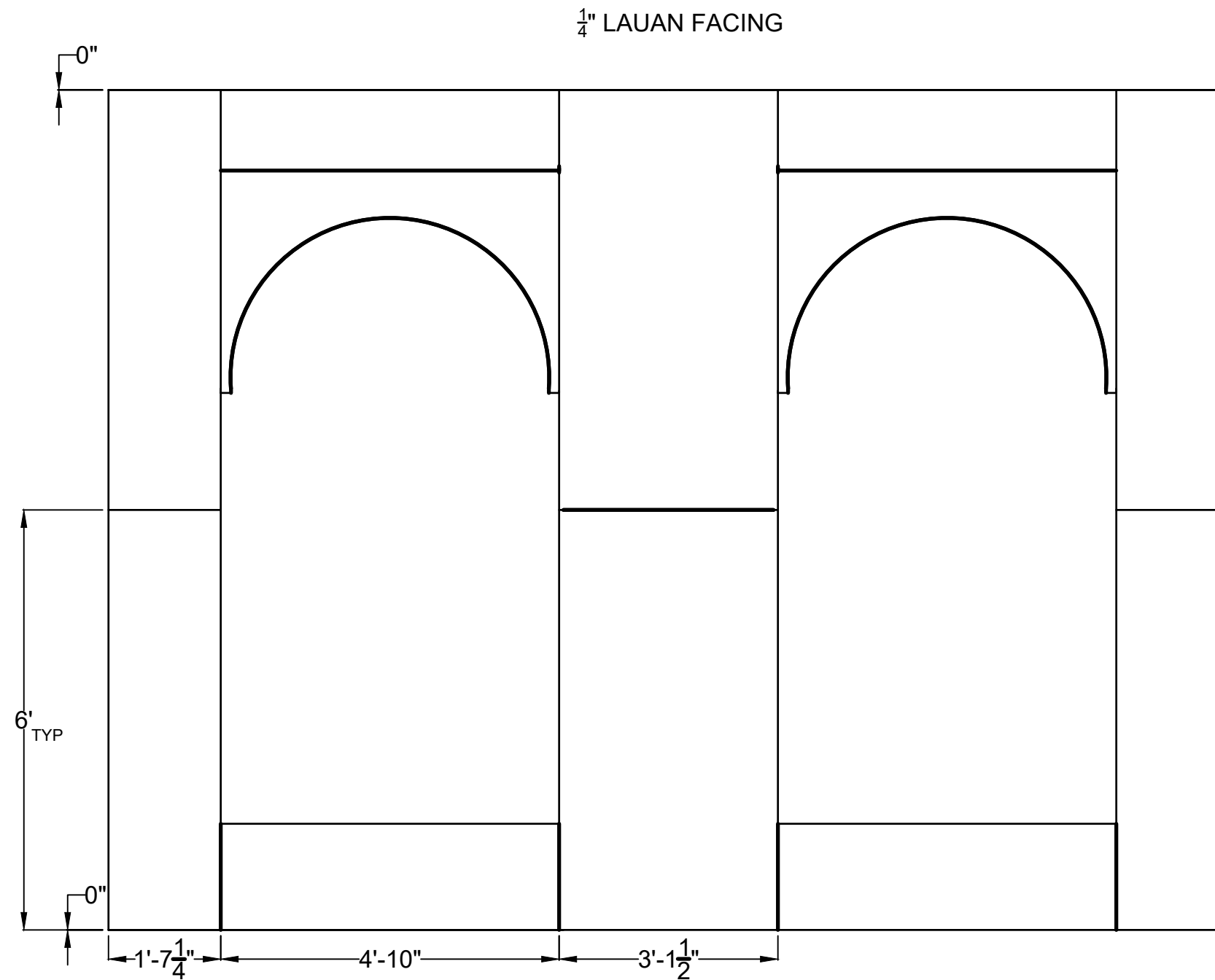
DRAFTED BY  
CLARE HILTON



**1** WALL FRAMING  
2 OF 7  
1X3 ATTACHED USING WOOD GLUE AND SCREWS



**2** WINDOW FRAMING  
2 OF 7  
1X3 ATTACHED USING WOOD GLUE AND SCREWS



1 LAUAN FACING  
3 OF 7 ATTACH USING NAILS

**NOTES**

SCALE  
1/2" = 1'

**FACING**

**EL MITO: OR THE MYTH OF MY PAIN**

BY ANDREW RINCON

DIRECTOR  
REBECCA APIRICIO

SCENIC DESIGNOR  
SYDNEY HAGEN

TECHNICAL DIRECTOR  
ELLEN MCLEAN


ATD  
CLARE HILTON

DRAFTED 4/26/2023

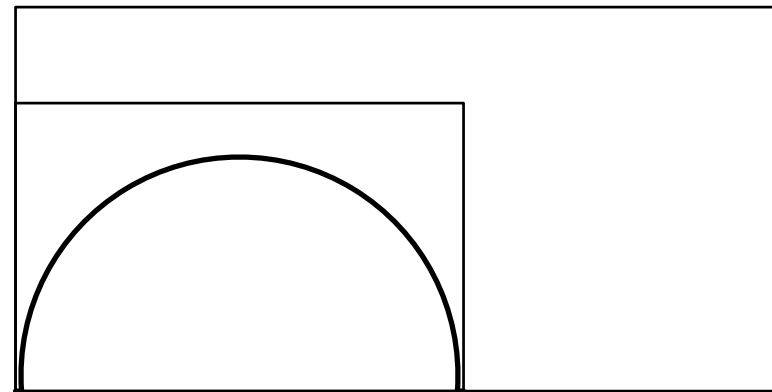
DRAFTED BY  
CLARE HILTON



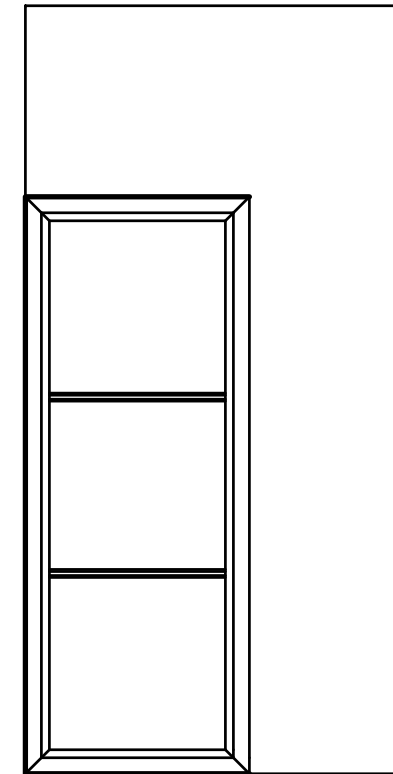
COMPLETE WINDOW



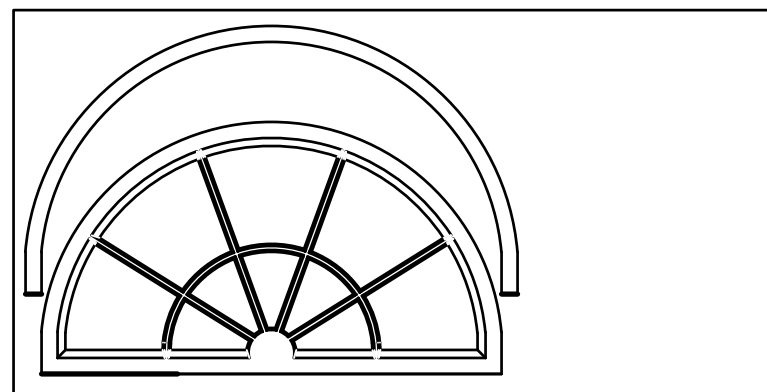
$\frac{3}{4}$ " PLYWOOD  
CUT 2



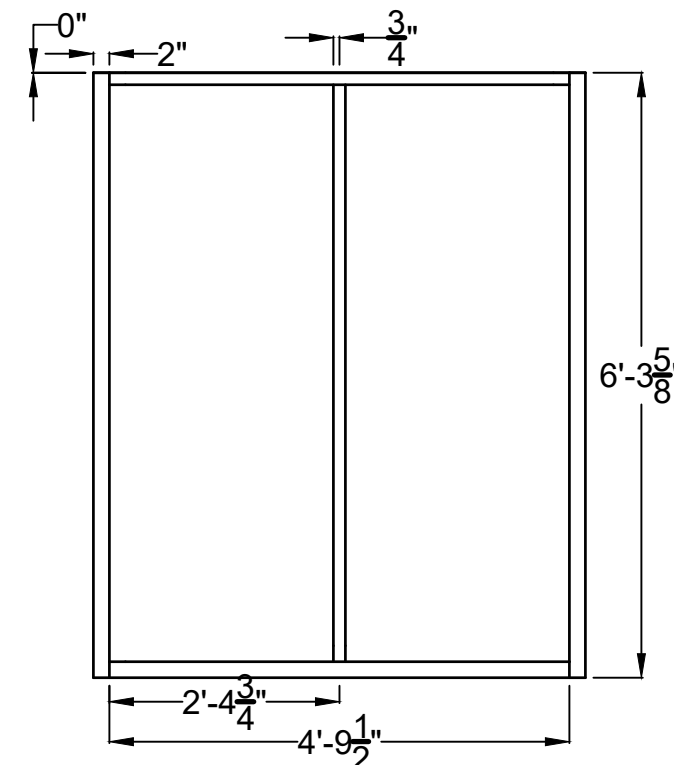
$\frac{1}{8}$ " MDF  
CUT 4



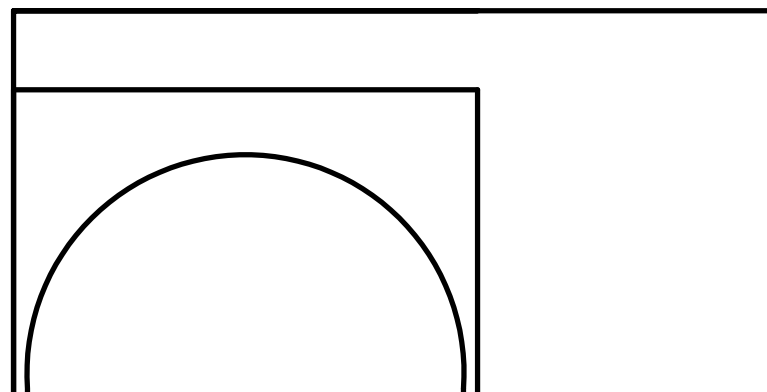
$\frac{1}{8}$ " MDF  
CUT 2



$\frac{1}{8}$ " MDF  
RIP 2 ON TABLE SAW



$\frac{1}{4}$ " LAUAN  
CUT 2



1 WINDOWS  
2 OF 7  
CUT ON SHOPBOT UNLESS SPECIFIED

NOTES

SCALE  
 $\frac{1}{2}$ " = 1'

SHOPBOT FILES

EL MITO: OR THE  
MYTH OF MY  
PAIN

BY ANDREW RINCON

DIRECTOR  
REBECCA APIRICIO

SCENIC DESIGNOR  
SYDNEY HAGEN

TECHNICAL DIRECTOR  
ELLEN MCLEAN

ATD  
CLARE HILTON

DRAFTED 4/26/2023

DRAFTED BY  
CLARE HILTON



**NOTES**

SCALE  
 $\frac{1}{2}'' = 1'$

**RIGGING**

**EL MITO: OR THE  
 MYTH OF MY  
 PAIN**

BY ANDREW RINCON

DIRECTOR  
 REBECCA APIRICIO

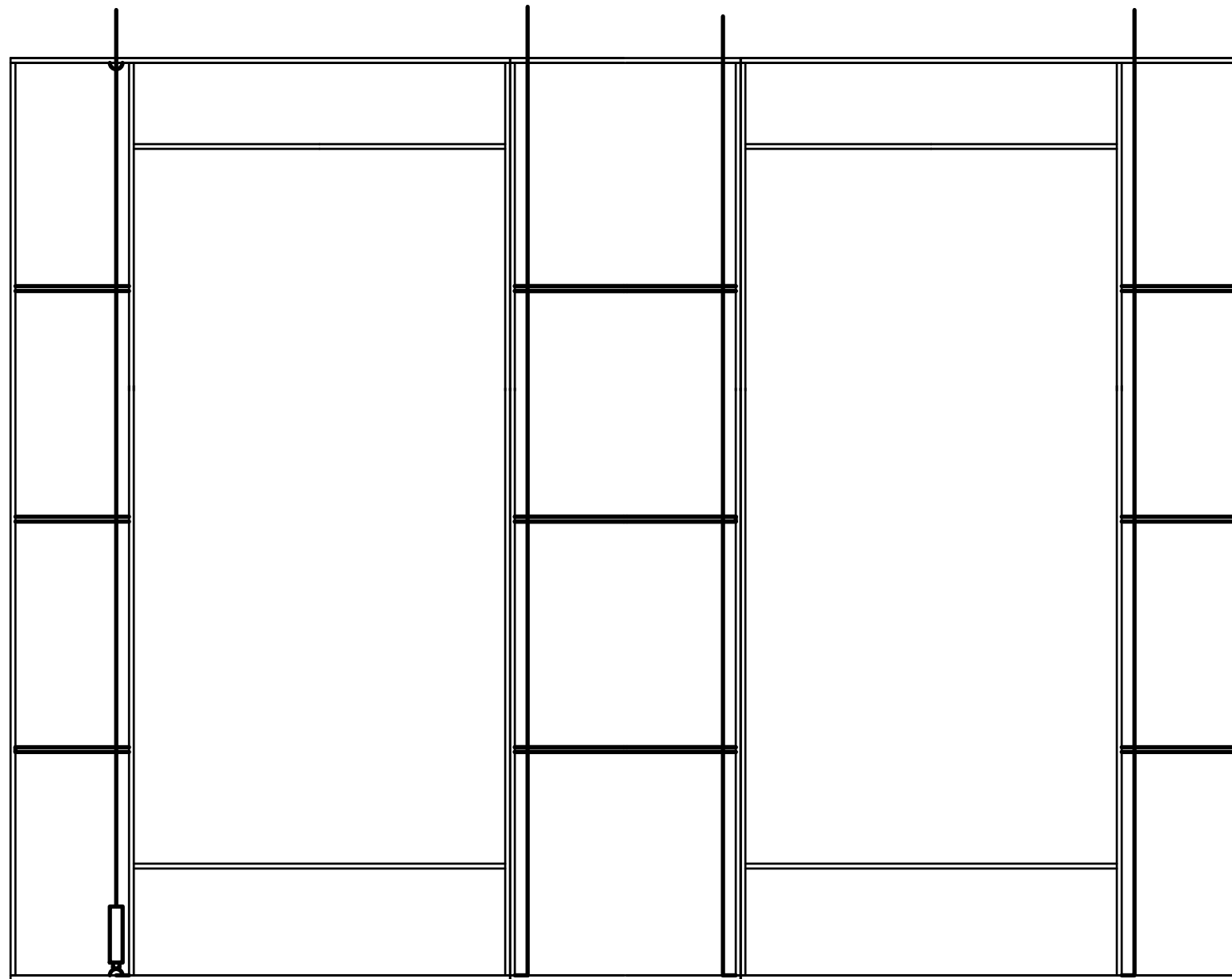
SCENIC DESIGNOR  
 SYDNEY HAGEN

TECHNICAL DIRECTOR  
 ELLEN MCLEAN

ATD  
 CLARE HILTON

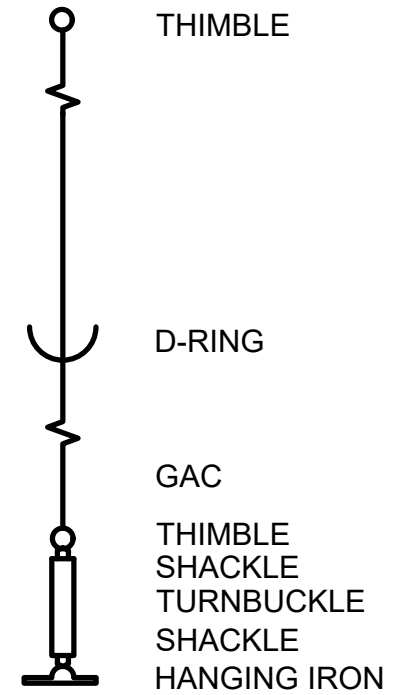
DRAFTED 4/26/2023

DRAFTED BY  
 CLARE HILTON



SEE DRAWING 2 FOR  
 HARDWARE  
 REPEAT FOR EACH LINE

1 RIGGING LINES  
 2 OF 7  
 $\frac{1}{8}''$  GAC



2 RIGGING HARDWARE  
 2 OF 7